



Switzerland 2012 Challenge

Raising money for Thames District Guides visit to
Switzerland and the home of World Guiding

Thames District Guides are comprised of 3 guide units
- 12th Abingdon, 1st Radley and 1st Kennington,
Oxfordshire

How to Complete the Challenge


Simply complete 1 activity from each section. The challenge is designed to be completed by all Guiding sections but the recommendations are to be used as a guide only - feel free to complete whichever activity appeals most.

The idea is to have fun and find out some more about Switzerland that perhaps you did not know.

All the profits from the sale of our badges go towards the cost of our International visit.

If there is a section where our ideas don't appeal, simply come up with your own based on that topic.

Thank you for your support, and we hope you have fun!



Our Chalet

Our Chalet is the oldest of four World Centres of the World Association of Girl Guides and Girl Scouts (WAGGGS) and is an accommodation and activities centre situated high up in the mountains of Switzerland and is open all year round for day visitors and overnight guests.

Brownies and Rainbows:

Hold a tea party to celebrate the opening of Our Chalet in 1932.



Brownies, Guides, Senior Section, Guiders and Trefoil Guild

Learn the “Our Chalet Song”

<http://www.ourchalet.ch/en/resources/document/view/1323>

Brownies and Guides

Skippy Storrow is Our Chalet’s feline occupant. With your six or patrol, create a short sketch featuring a day in the life of Skippy.




Senior Section, Guiders and Trefoil Guild

Helen Storrow, the founder of Our Chalet, enjoyed hiking. Plan and carry out a hike up a hill (or if you have a mountain near you, even better!)

Customs and Festivals

Switzerland has many customs and festivals to enjoy.



Rainbows and Brownies

During Lent, 3 weeks before Easter, the Thurgovian village of Ermatingen celebrates its Groppenfasnacht, or fish carnival. The carnival gets its name from the main character of the event, the Gropp, a fish, 10-15 cm in length, which is caught only in the Ermatingen area.

Play a game of Flipping the Kipper! (instructions included!)

Brownies, Guides, Senior Section, Guiders and Trefoil Guild

On December 6, or a date near it, the schoolchildren of most Glarus communities parade through their villages, ringing and jingling bells of all sizes, sometimes in rhythmic unison, sometimes in wild abandon.

Invite someone to demonstrate hand bell ringing and see if you can have a go.



Guides, Senior Section, Guiders and Trefoil Guild

The Fasnacht (carnival) in Basel is recognized as the largest popular festival in Switzerland, with some 15,000 to 20,000 masked participants taking part.

The Cliquen, or carnival cliques, carry transparent lanterns made from wood and canvas, most of them over three meters (9 ft) high. The light from within illuminates the carved out silhouette of an event which has marked the past year.




Try making your own lanterns and use them to illuminate an event such as a campfire or Promise Ceremony. Clear and simple instructions are available at

http://www.wrexham.gov.uk/assets/pdfs/christmas/lantern_instructions.pdf

Food & Drink

All Sections!

Dark Chocolate originated in Switzerland. Buy a selection of chocolate with differing cocoa content and taste and compare. Rate your findings'



All Sections!

Everyone thinks of cheese! See what Swiss cheeses you can find in the supermarket and have a taste session. Can you find any cheese recipes to try? Would you dare have a fondue?

Have a look at

<http://www.myswitzerland.com/en/interests/food-and-wine/typically-swiss-recipes.html>



All Sections

Make your own chocolate sweets - try using dark, milk and white chocolate - which chocolate works the best?



For over 18's only!

Try making your own Glühwein or Mulled Wine



Science & Technology

Switzerland is home to CERN, the European Organization for Nuclear Research, home to the largest particle physics laboratory in the world and this is where the World Wide Web was invented in 1989. Geneva is also the base for such renowned organisations as the United Nations, World Health Organisation and the International Committee of the Red Cross.

Rainbows and Brownies

Make some fizzy sherbet using the ideas on http://www.activityvillage.co.uk/fizzy_sherbet.htm

Don't forget to talk about the science bit!

Brownies, Guides and Senior Section

Design your own Swiss Army knife! What extra gadgets and tools would you have and why?

Brownies, Guides and Senior Section

Use the recipe for ice comets from the Space Go For It!. Think - just HOW are you making ice cream?

<http://www.girlguiding.org.uk/guides/gfibadge/gfi/space.html>



Guides, Senior Section, Guiders and Trefoil Guild




The World Health Organisation deals with the Health of populations - e.g. malaria, HIV and AIDS, alcohol, poverty and immunization.

Extreme poverty is living on less than \$1 per day. Have a look at the WAGGGS Global Action Theme "Together we can end extreme poverty and hunger" and undertake an activity from MDG1

<http://www.wagggsworld.org/en/grab/20082/1/2GATcurriculumENG.pdf>

Arts and Crafts



Rainbows and Brownies

Make a collage of the Swiss flag using scrunched up red and white tissue paper.

Rainbows and Brownies

Johanna Spyri wrote her famous book Heidi when inspired by the village Maienfeld. Have a story telling session and read a chapter from the book.




Brownies, Guides, Senior Section, Guiders and Trefoil Guild

Try your hand at Scherenschnitte, the traditional paper cutting craft. Trace a simple picture, preferably symmetrical, onto black paper. Cut it out carefully and glue it onto white paper.

Patience is needed!

http://www.trefoilguilduk.org.uk/resources/tg_design_001.pdf



Guides, Senior Section, Guiders and Trefoil Guild

A visit to Adelboden would not be complete without a trip to the Woodcarvers hut to see this traditional Swiss craft.

Try your hand at soap carving. Have a look at:

http://kids.tate.org.uk/create/soap_carving.shtm

for some hints and tips and then once you have mastered a simple design, have a go at creating your own sculpture.



How to Play Flipping the Kipper!

Cut a piece of A4 lightweight card into the shape of a fish - use this template if you like.

Decorate it if you wish.

Take a couple of sheets of newspaper and fold into half.


Place your kipper at one end of the room.

Your finish line may be as near or far as you wish.

Stand behind your kipper and simply waft the newspaper to make a draft behind it so that it moves.

The winner is the first to cross the finish line.

Why not start over a short distance and have a championship with ever longer races?



Ordering Badges

Badges cost £1.00 each + postage and packaging with funds going towards future District international trips.

To order, please email kenningtonguides@hotmail.com :

- with the Subject: Switzerland Challenge Badges
- including the number of badges you would like to purchase
- the address you would like the badges sent to.

We will then contact you with a price for postage and packing.
Payment by cheque will be required.